

Patient advice sheet

Preparing your skin for surgery

Wash Cloths are provided for you to use prior to your caesarean section to prevent a wound infection following surgery. If you develop any **signs of skin irritation or allergy**, stop using the product and seek medical attention immediately. If you have any questions, please ask your midwife.




Clinell®
Chlorexidine
Wash Gloves



Octenisan®
wash mitts

- The gloves should be used the night before and the morning of your caesarean.
- Please bring the rest of the pack into hospital on the day of your caesarean and use whilst getting ready for theatre.
- Not to be washed off, so please shower the night before prior to using the wipes.
- Each glove is for single use. There are 8 gloves in each packet.
- There will be a sticky residue on skin whilst drying however this will disappear once dry. Please don't wash or wipe the area.

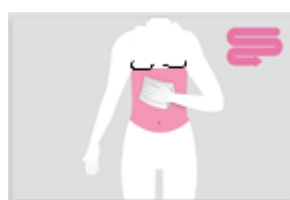
Shaving the pubic area can increase the risk of wound infections following a Caesarean section. To help reduce this risk, please avoid shaving for at least one week before your surgery. Using wax or hair removal creams is considered safe as an alternative.



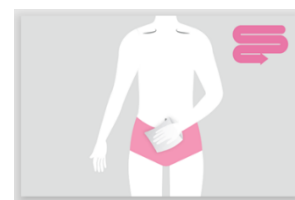
Start by
washing your
hands



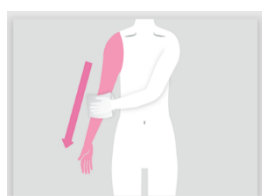
Open packet
and remove one
glove at a time



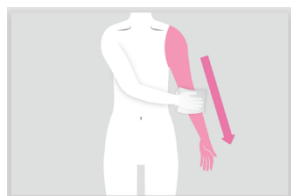
Abdomen – Use one
glove to clean your
abdomen, from under
the breasts down



Groin – use a
second glove –
avoid mucous
membranes as it
can be irritating




Right arm – third
glove: clean your
and armpit



Left arm – fourth
glove: clean your
arm and armpit



Dispose of gloves,
don't reuse them.



Wash your hands
following
application

If you would like a copy of this information on audiotape, in large print or translated, please call the Patient Advice Liaison Service on 01296 831120 or email bht.pals@nhs.net